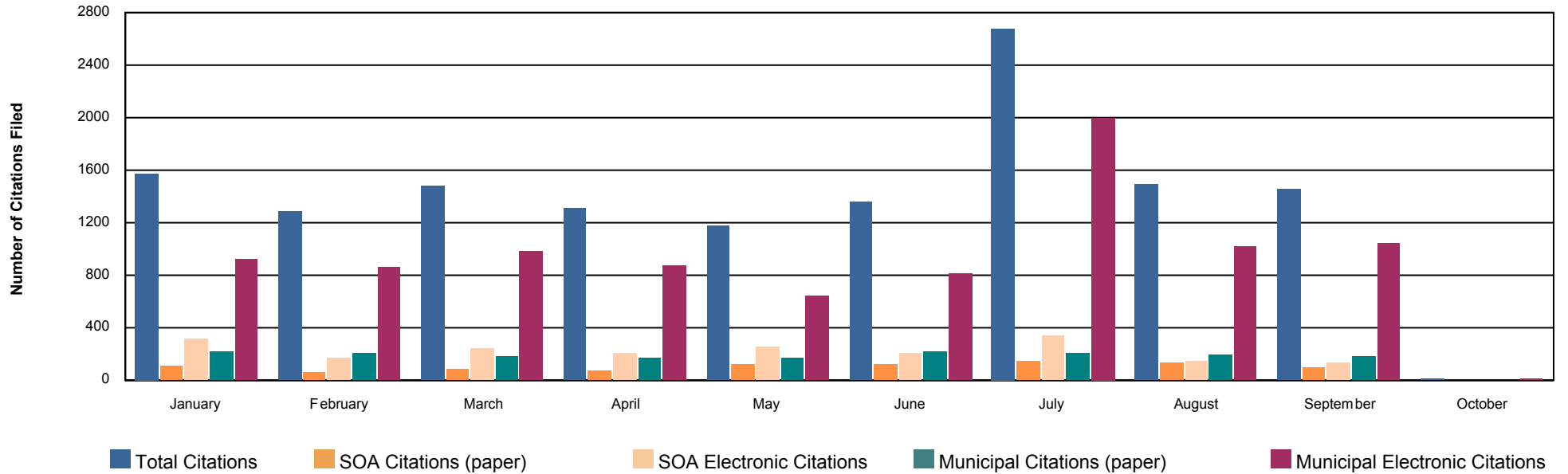


Alaska Court System
Electronic Filing of Minor Offenses

Anchorage

2018	JAN	FEB	MAR	APR	MAY	JUN	JUL	AUG	SEP	OCT	NOV	DEC	TOTAL
All Citations	1572	1285	1485	1303	1178	1354	2683	1488	1451	13	0	0	13812
Electronic TraCS	300	144	213	174	235	186	223	99	97	0	0	0	1671
Other Electronic Citations	942	883	1007	896	657	831	2,107	1058	1079	13	0	0	9473
% of Electronic Citations	79.0%	79.9%	82.2%	82.1%	75.7%	75.1%	86.8%	78.0%	81.0%	100.0%	0.0%	0.0%	81.0%



** Beginning in August 2012, Anchorage Municipal Electronic Citations includes default judgments.*

Timeliness by Method of Filing

Number of days between the date of offense the the date of filing the citation with the court.

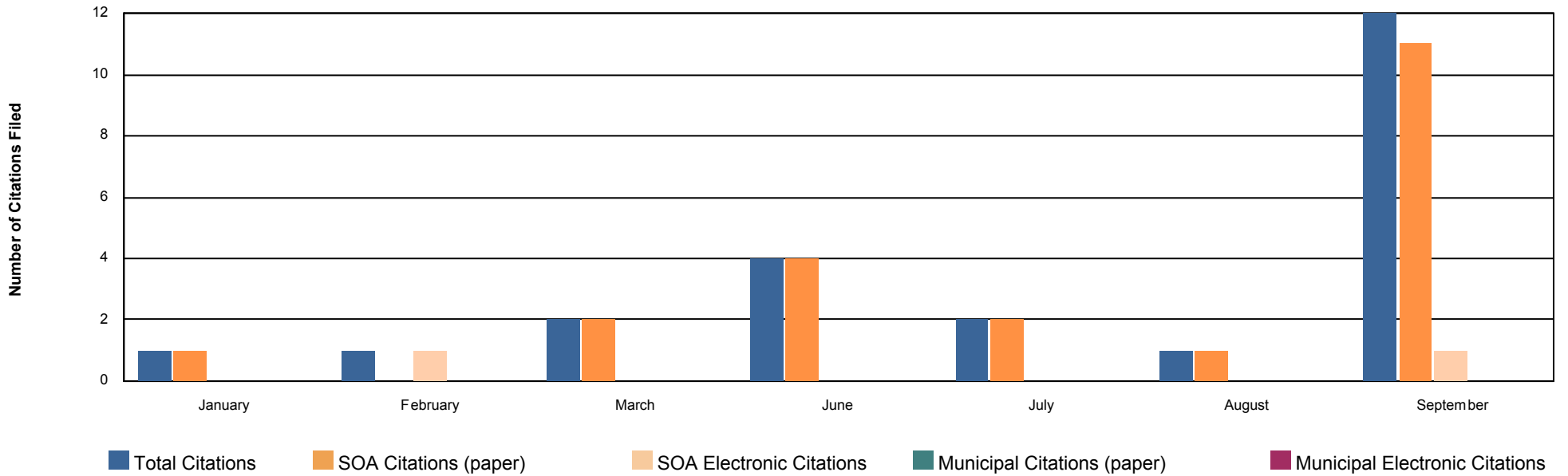
	Day of Service	Within 48 Hours	3 to 10 Days	11 to 30 Days	Over 30 Days	Total
TraCS Citations	1,367	274	20	8	2	1,671
APD Electronic Default Judgments	0	0	0	0	9,361	9,361
Paper Citation/Information/Complaint	22	223	835	924	776	2,780
Total	1,389	497	855	932	10,139	13,812

End of Report for Anchorage

Alaska Court System
Electronic Filing of Minor Offenses

Aniak

2018	JAN	FEB	MAR	APR	MAY	JUN	JUL	AUG	SEP	OCT	NOV	DEC	TOTAL
All Citations	1	1	2	0	0	4	2	1	12	0	0	0	23
Electronic TraCS	0	1	0	0	0	0	0	0	1	0	0	0	2
Other Electronic Citations	0	0	0	0	0	0	0	0	0	0	0	0	0
% of Electronic Citations	0.0%	100.0%	0.0%	0.0%	0.0%	0.0%	0.0%	0.0%	8.3%	0.0%	0.0%	0.0%	9.0%



Timeliness by Method of Filing

Number of days between the date of offense the the date of filing the citation with the court.

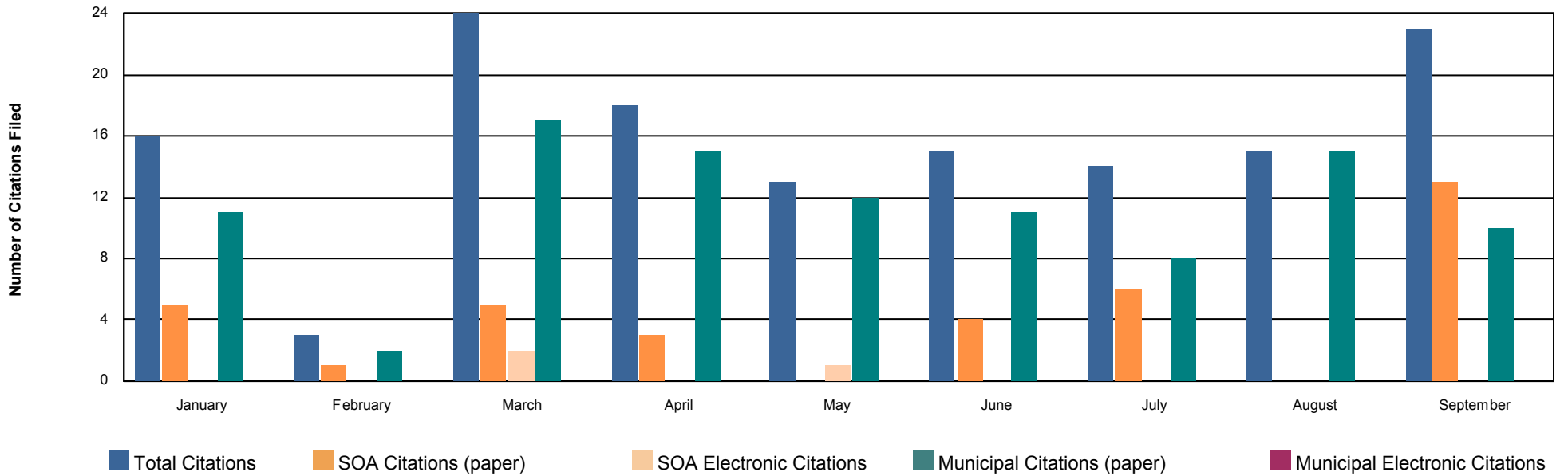
	Day of Service	Within 48 Hours	3 to 10 Days	11 to 30 Days	Over 30 Days	Total
TraCS Citations	2	0	0	0	0	2
Paper Citation/Information/Complaint	2	1	10	4	4	21
Total	4	1	10	4	4	23

End of Report for Aniak

Alaska Court System
Electronic Filing of Minor Offenses

Bethel

2018	JAN	FEB	MAR	APR	MAY	JUN	JUL	AUG	SEP	OCT	NOV	DEC	TOTAL
All Citations	16	3	24	18	13	15	14	15	23	0	0	0	141
Electronic TraCS	0	0	2	0	1	0	0	0	0	0	0	0	3
Other Electronic Citations	0	0	0	0	0	0	0	0	0	0	0	0	0
% of Electronic Citations	0.0%	0.0%	8.3%	0.0%	7.7%	0.0%	0.0%	0.0%	0.0%	0.0%	0.0%	0.0%	2.0%



Timeliness by Method of Filing

Number of days between the date of offense the the date of filing the citation with the court.

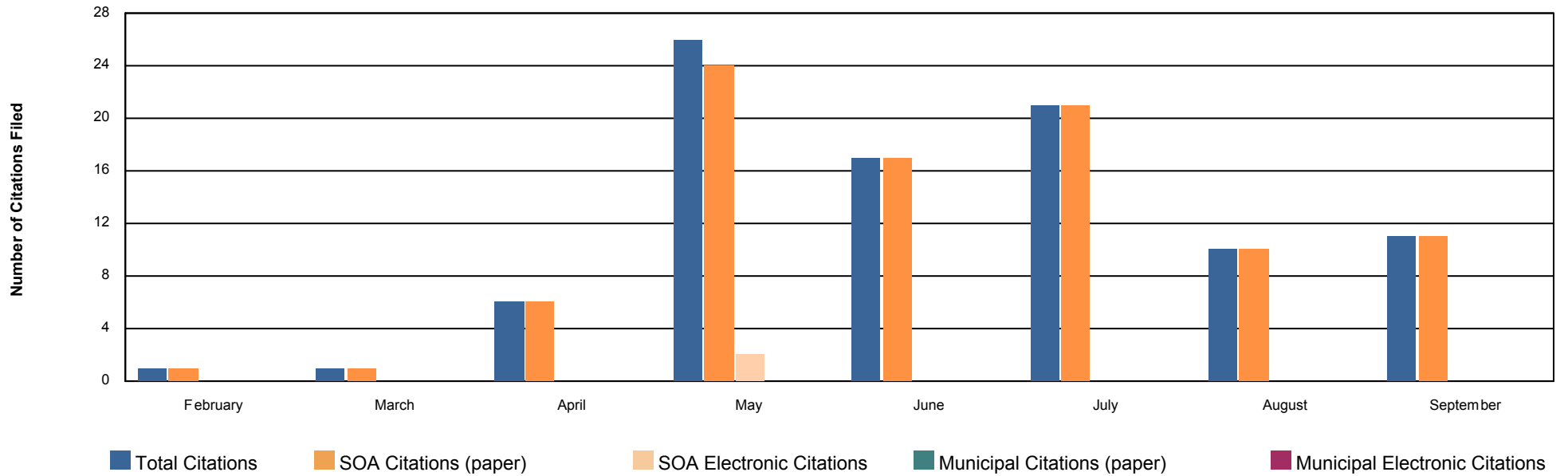
	Day of Service	Within 48 Hours	3 to 10 Days	11 to 30 Days	Over 30 Days	Total
TraCS Citations	3	0	0	0	0	3
Paper Citation/Information/Complaint	2	27	64	32	13	138
Total	5	27	64	32	13	141

End of Report for Bethel

Alaska Court System Electronic Filing of Minor Offenses

Cordova

2018	JAN	FEB	MAR	APR	MAY	JUN	JUL	AUG	SEP	OCT	NOV	DEC	TOTAL
All Citations	0	1	1	6	26	17	21	10	11	0	0	0	93
Electronic TraCS	0	0	0	0	2	0	0	0	0	0	0	0	2
Other Electronic Citations	0	0	0	0	0	0	0	0	0	0	0	0	0
% of Electronic Citations	0.0%	0.0%	0.0%	0.0%	7.7%	0.0%	0.0%	0.0%	0.0%	0.0%	0.0%	0.0%	2.0%



Timeliness by Method of Filing

Number of days between the date of offense the the date of filing the citation with the court.

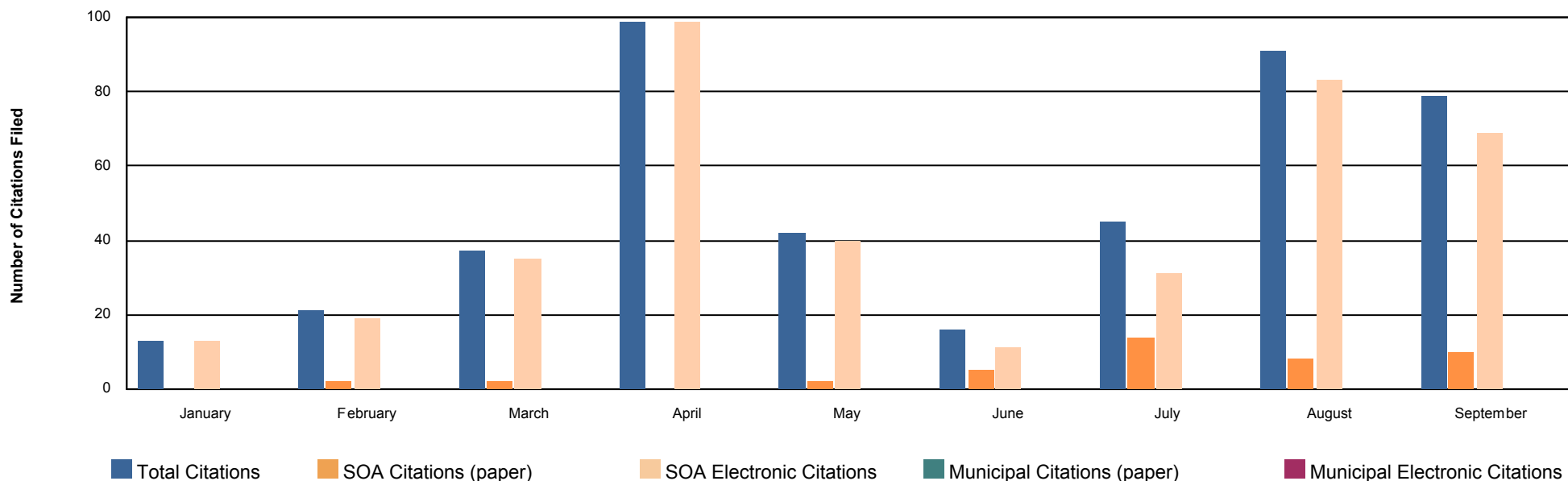
	Day of Service	Within 48 Hours	3 to 10 Days	11 to 30 Days	Over 30 Days	Total
TraCS Citations	2	0	0	0	0	2
Paper Citation/Information/Complaint	6	24	28	17	16	91
Total	8	24	28	17	16	93

End of Report for Cordova

Alaska Court System Electronic Filing of Minor Offenses

Delta Junction

2018	JAN	FEB	MAR	APR	MAY	JUN	JUL	AUG	SEP	OCT	NOV	DEC	TOTAL
All Citations	13	21	37	99	42	16	45	91	79	0	0	0	443
Electronic TraCS	13	19	35	99	40	11	31	83	69	0	0	0	400
Other Electronic Citations	0	0	0	0	0	0	0	0	0	0	0	0	0
% of Electronic Citations	100.0%	90.5%	94.6%	100.0%	95.2%	68.8%	68.9%	91.0%	87.3%	0.0%	0.0%	0.0%	90.0%



Timeliness by Method of Filing

Number of days between the date of offense the the date of filing the citation with the court.

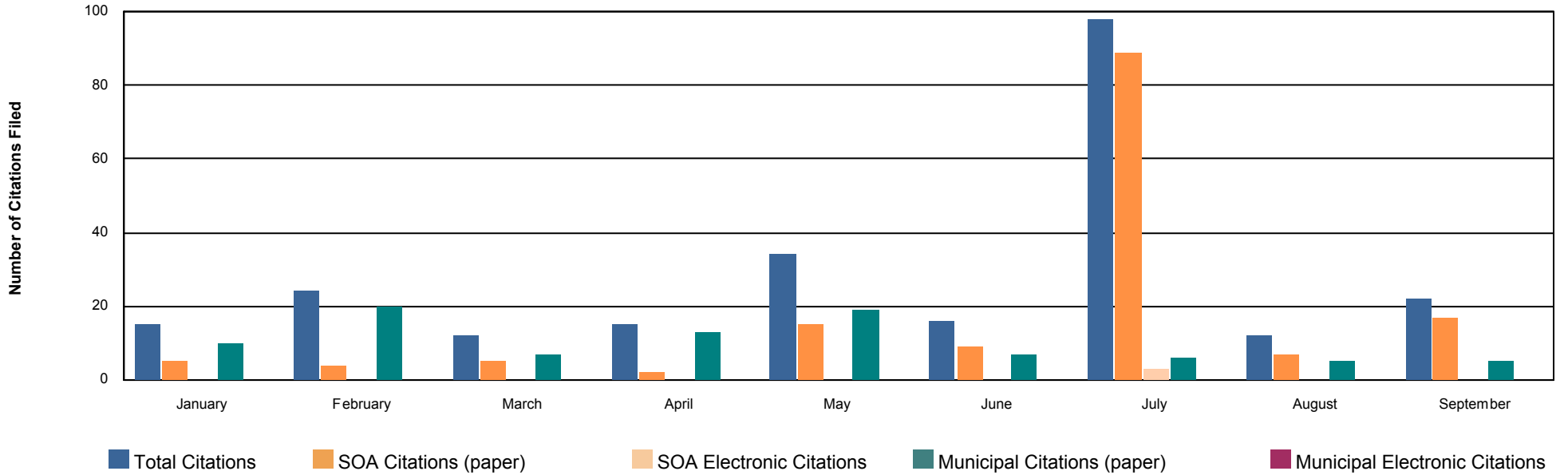
	Day of Service	Within 48 Hours	3 to 10 Days	11 to 30 Days	Total
TraCS Citations	283	103	10	4	400
Paper Citation/Information/Complaint	4	23	11	5	43
Total	287	126	21	9	443

End of Report for Delta Junction

Alaska Court System
Electronic Filing of Minor Offenses

Dillingham

2018	JAN	FEB	MAR	APR	MAY	JUN	JUL	AUG	SEP	OCT	NOV	DEC	TOTAL
All Citations	15	24	12	15	34	16	98	12	22	0	0	0	248
Electronic TraCS	0	0	0	0	0	0	3	0	0	0	0	0	3
Other Electronic Citations	0	0	0	0	0	0	0	0	0	0	0	0	0
% of Electronic Citations	0.0%	0.0%	0.0%	0.0%	0.0%	0.0%	3.1%	0.0%	0.0%	0.0%	0.0%	0.0%	1.0%



Timeliness by Method of Filing

Number of days between the date of offense the the date of filing the citation with the court.

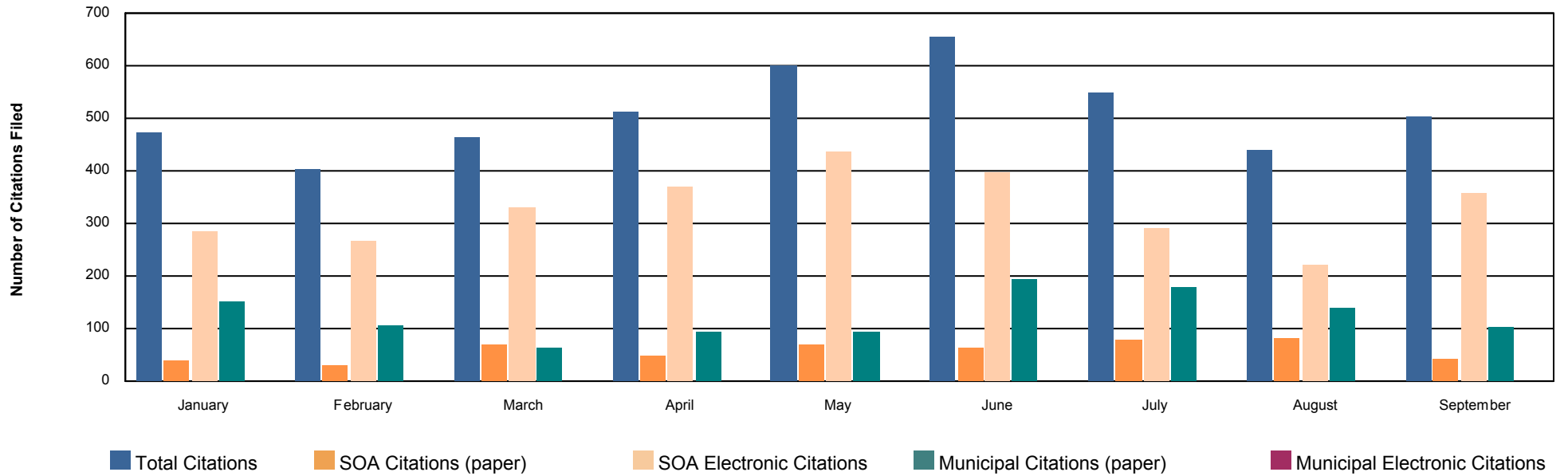
	Day of Service	Within 48 Hours	3 to 10 Days	11 to 30 Days	Over 30 Days	Total
TraCS Citations	3	0	0	0	0	3
Paper Citation/Information/Complaint	7	48	141	33	16	245
Total	10	48	141	33	16	248

End of Report for Dillingham

Alaska Court System Electronic Filing of Minor Offenses

Fairbanks

2018	JAN	FEB	MAR	APR	MAY	JUN	JUL	AUG	SEP	OCT	NOV	DEC	TOTAL
All Citations	474	402	463	511	601	654	549	441	504	0	0	0	4599
Electronic TraCS	285	266	329	371	438	397	291	221	358	0	0	0	2956
Other Electronic Citations	0	0	0	0	0	0	0	0	0	0	0	0	0
% of Electronic Citations	60.1%	66.2%	71.1%	72.6%	72.9%	60.7%	53.0%	50.0%	71.0%	0.0%	0.0%	0.0%	64.0%



Timeliness by Method of Filing

Number of days between the date of offense the the date of filing the citation with the court.

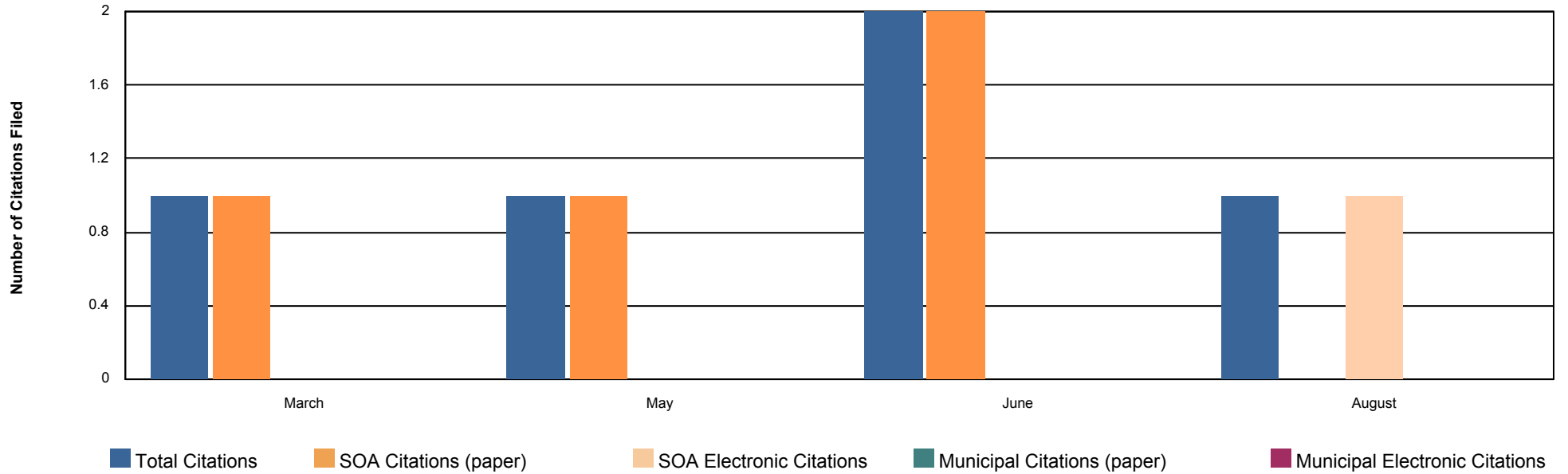
	Day of Service	Within 48 Hours	3 to 10 Days	11 to 30 Days	Over 30 Days	Total
TraCS Citations	2,095	666	170	22	3	2,956
Paper Citation/Information/Complaint	30	271	748	159	435	1,643
Total	2,125	937	918	181	438	4,599

End of Report for Fairbanks

Alaska Court System Electronic Filing of Minor Offenses

Galena

2018	JAN	FEB	MAR	APR	MAY	JUN	JUL	AUG	SEP	OCT	NOV	DEC	TOTAL
All Citations	0	0	1	0	1	2	0	1	0	0	0	0	5
Electronic TraCS	0	0	0	0	0	0	0	1	0	0	0	0	1
Other Electronic Citations	0	0	0	0	0	0	0	0	0	0	0	0	0
% of Electronic Citations	0.0%	0.0%	0.0%	0.0%	0.0%	0.0%	0.0%	100.0%	0.0%	0.0%	0.0%	0.0%	20.0%



Timeliness by Method of Filing

Number of days between the date of offense the the date of filing the citation with the court.

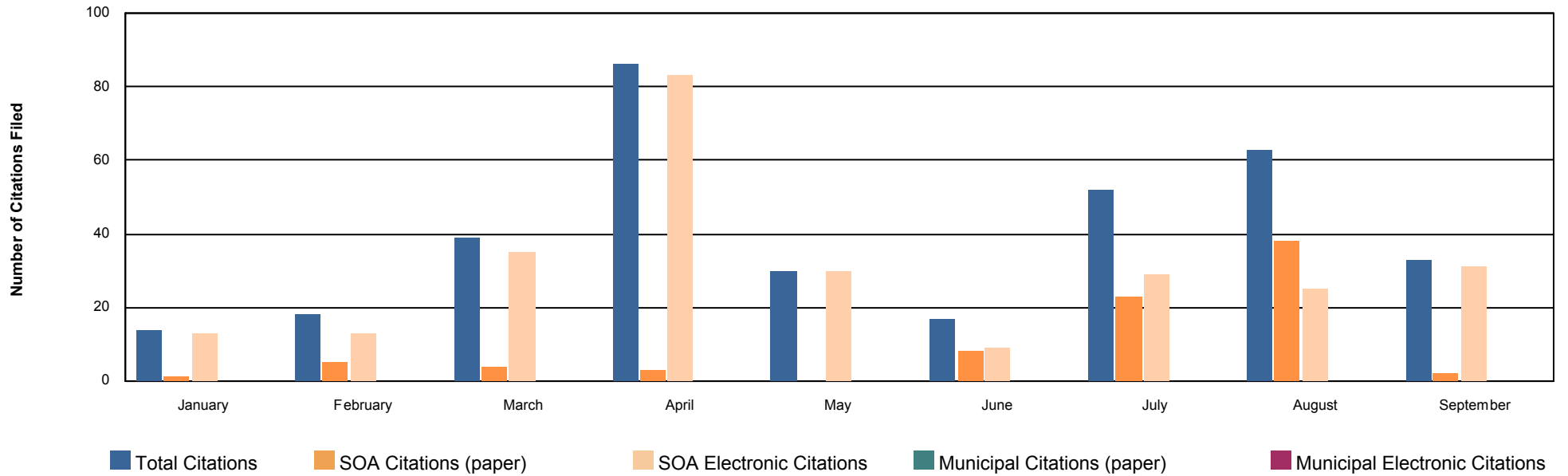
	Day of Service	Within 48 Hours	Over 30 Days	Total
TraCS Citations	1	0	0	1
Paper Citation/Information/Complaint	0	3	1	4
Total	1	3	1	5

End of Report for Galena

Alaska Court System
Electronic Filing of Minor Offenses

Glennallen

2018	JAN	FEB	MAR	APR	MAY	JUN	JUL	AUG	SEP	OCT	NOV	DEC	TOTAL
All Citations	14	18	39	86	30	17	52	63	33	0	0	0	352
Electronic TraCS	13	13	35	83	30	9	29	25	31	0	0	0	268
Other Electronic Citations	0	0	0	0	0	0	0	0	0	0	0	0	0
% of Electronic Citations	92.9%	72.2%	89.7%	96.5%	100.0%	52.9%	55.8%	40.0%	93.9%	0.0%	0.0%	0.0%	76.0%



Timeliness by Method of Filing

Number of days between the date of offense the the date of filing the citation with the court.

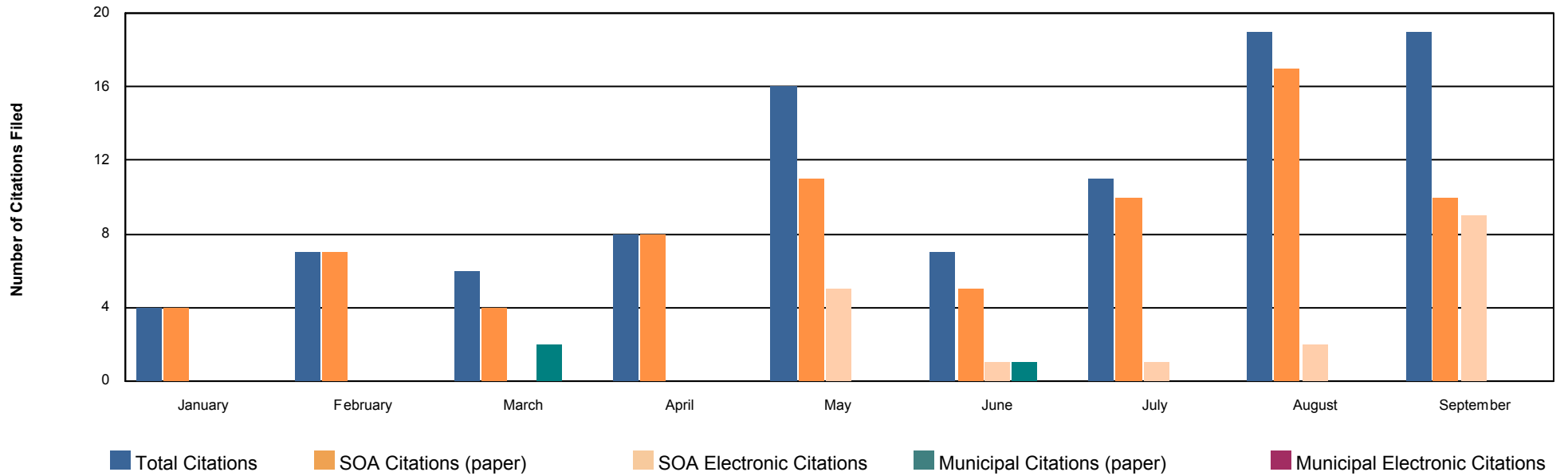
	Day of Service	Within 48 Hours	3 to 10 Days	11 to 30 Days	Over 30 Days	Total
TraCS Citations	98	145	23	2	0	268
Paper Citation/Information/Complaint	0	16	40	25	3	84
Total	98	161	63	27	3	352

End of Report for Glennallen

Alaska Court System
Electronic Filing of Minor Offenses

Haines

2018	JAN	FEB	MAR	APR	MAY	JUN	JUL	AUG	SEP	OCT	NOV	DEC	TOTAL
All Citations	4	7	6	8	16	7	11	19	19	0	0	0	97
Electronic TraCS	0	0	0	0	5	1	1	2	9	0	0	0	18
Other Electronic Citations	0	0	0	0	0	0	0	0	0	0	0	0	0
% of Electronic Citations	0.0%	0.0%	0.0%	0.0%	31.3%	14.3%	9.1%	11.0%	47.4%	0.0%	0.0%	0.0%	19.0%



Timeliness by Method of Filing

Number of days between the date of offense the the date of filing the citation with the court.

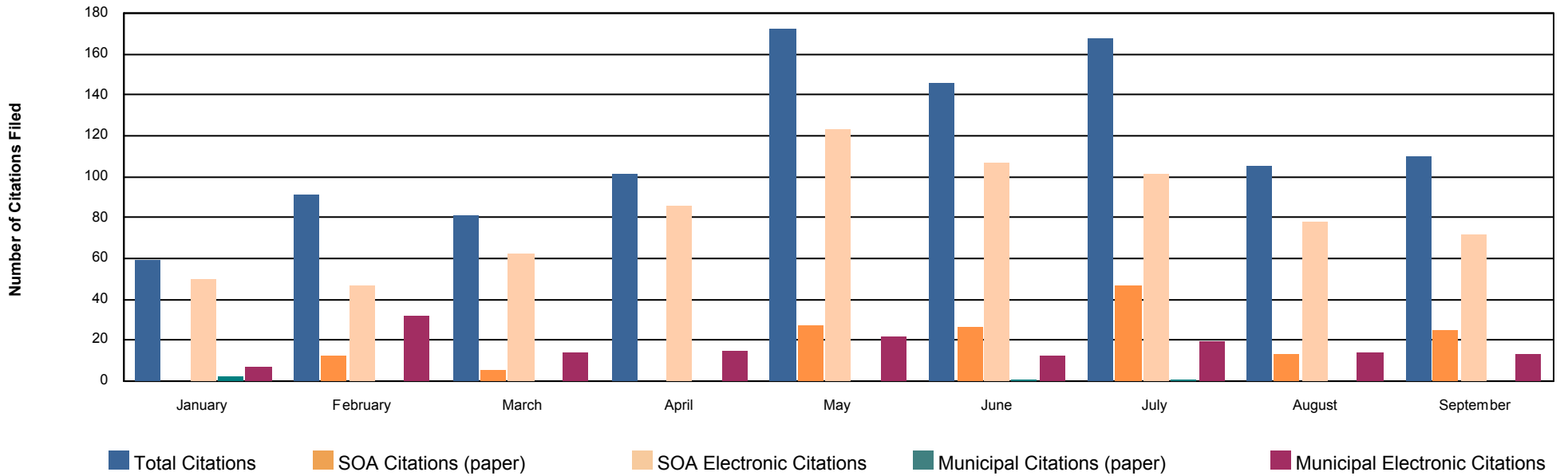
	Day of Service	Within 48 Hours	3 to 10 Days	11 to 30 Days	Over 30 Days	Total
TraCS Citations	1	9	6	2	0	18
Paper Citation/Information/Complaint	4	26	29	11	9	79
Total	5	35	35	13	9	97

End of Report for Haines

Alaska Court System Electronic Filing of Minor Offenses

Homer

2018	JAN	FEB	MAR	APR	MAY	JUN	JUL	AUG	SEP	OCT	NOV	DEC	TOTAL
All Citations	59	91	81	101	172	146	168	105	110	0	0	0	1033
Electronic TraCS	57	79	76	101	145	119	120	92	85	0	0	0	874
Other Electronic Citations	0	0	0	0	0	0	0	0	0	0	0	0	0
% of Electronic Citations	96.6%	86.8%	93.8%	100.0%	84.3%	81.5%	71.4%	88.0%	77.3%	0.0%	0.0%	0.0%	85.0%



Timeliness by Method of Filing

Number of days between the date of offense the the date of filing the citation with the court.

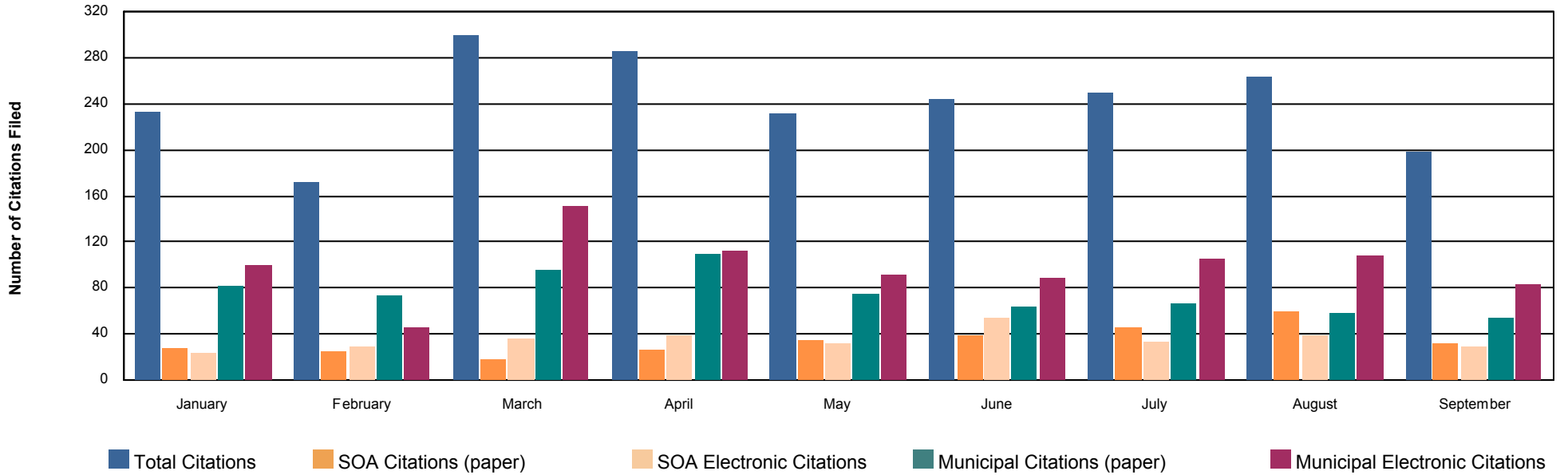
	Day of Service	Within 48 Hours	3 to 10 Days	11 to 30 Days	Over 30 Days	Total
TraCS Citations	585	226	57	6	0	874
Paper Citation/Information/Complaint	4	55	80	17	3	159
Total	589	281	137	23	3	1,033

End of Report for Homer

Alaska Court System Electronic Filing of Minor Offenses

Juneau

2018	JAN	FEB	MAR	APR	MAY	JUN	JUL	AUG	SEP	OCT	NOV	DEC	TOTAL
All Citations	233	172	300	286	231	244	250	264	198	0	0	0	2178
Electronic TraCS	124	74	187	150	122	142	138	147	112	0	0	0	1196
Other Electronic Citations	0	0	0	0	0	0	0	0	0	0	0	0	0
% of Electronic Citations	53.2%	43.0%	62.3%	52.4%	52.8%	58.2%	55.2%	56.0%	56.6%	0.0%	0.0%	0.0%	55.0%



Timeliness by Method of Filing

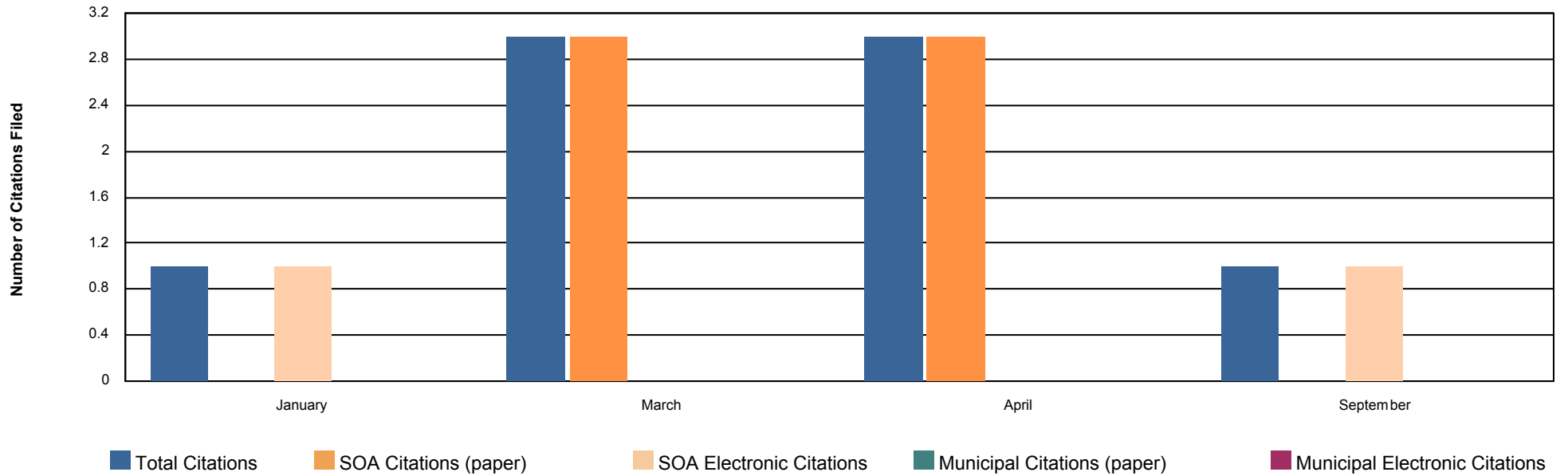
Number of days between the date of offense the the date of filing the citation with the court.

	Day of Service	Within 48 Hours	3 to 10 Days	11 to 30 Days	Over 30 Days	Total
TraCS Citations	1,008	143	38	2	5	1,196
Paper Citation/Information/Complaint	19	217	550	132	64	982
Total	1,027	360	588	134	69	2,178

End of Report for Juneau

Alaska Court System Electronic Filing of Minor Offenses

Kake													
2018	JAN	FEB	MAR	APR	MAY	JUN	JUL	AUG	SEP	OCT	NOV	DEC	TOTAL
All Citations	1	0	3	3	0	0	0	0	1	0	0	0	8
Electronic TraCS	1	0	0	0	0	0	0	0	1	0	0	0	2
Other Electronic Citations	0	0	0	0	0	0	0	0	0	0	0	0	0
% of Electronic Citations	100.0%	0.0%	0.0%	0.0%	0.0%	0.0%	0.0%	0.0%	100.0%	0.0%	0.0%	0.0%	25.0%



Timeliness by Method of Filing

Number of days between the date of offense the the date of filing the citation with the court.

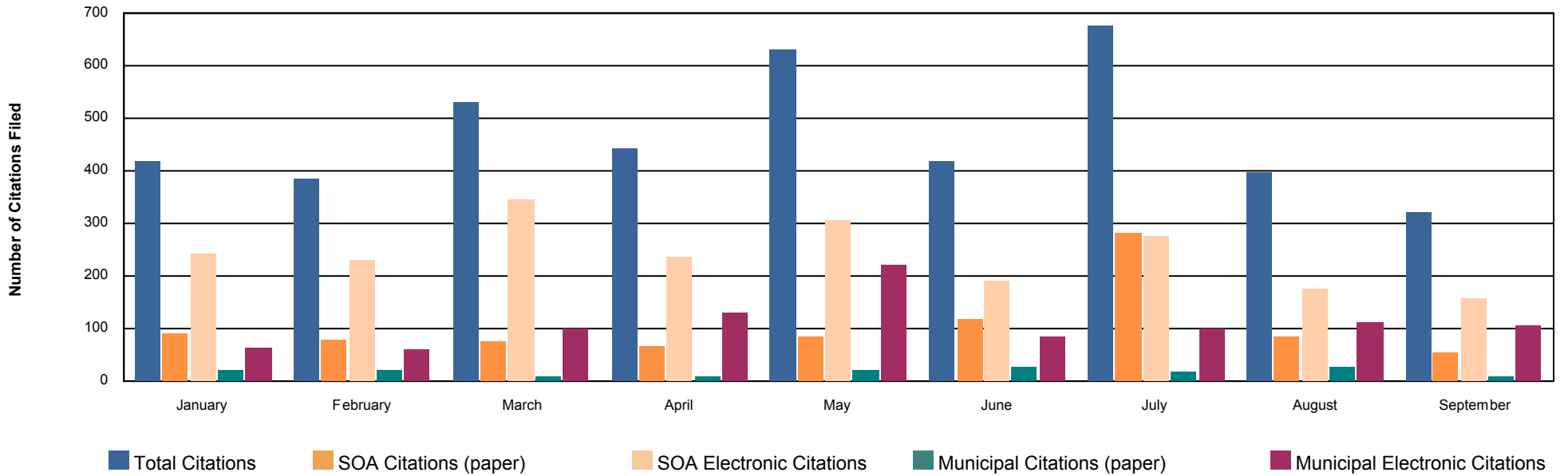
	Day of Service	Within 48 Hours	Over 30 Days	Total
TraCS Citations	1	1	0	2
Paper Citation/Information/Complaint	0	2	4	6
Total	1	3	4	8

End of Report for Kake

Alaska Court System
Electronic Filing of Minor Offenses

Kenai

2018	JAN	FEB	MAR	APR	MAY	JUN	JUL	AUG	SEP	OCT	NOV	DEC	TOTAL
All Citations	418	385	531	443	631	419	676	398	322	0	0	0	4223
Electronic TraCS	307	288	446	367	526	274	375	287	262	0	0	0	3132
Other Electronic Citations	0	0	0	0	0	0	0	0	0	0	0	0	0
% of Electronic Citations	73.4%	74.8%	84.0%	82.8%	83.4%	65.4%	55.5%	72.0%	81.4%	0.0%	0.0%	0.0%	74.0%



Timeliness by Method of Filing

Number of days between the date of offense the the date of filing the citation with the court.

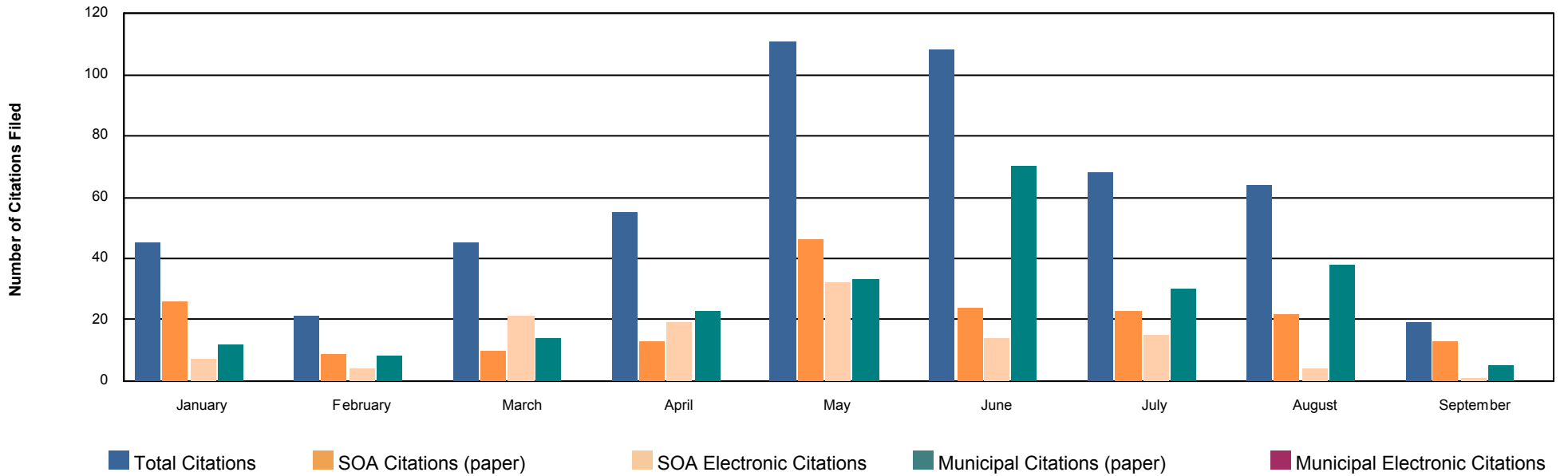
	Day of Service	Within 48 Hours	3 to 10 Days	11 to 30 Days	Over 30 Days	Total
TraCS Citations	1,893	921	257	37	24	3,132
Paper Citation/Information/Complaint	19	279	518	105	170	1,091
Total	1,912	1,200	775	142	194	4,223

End of Report for Kenai

Alaska Court System
Electronic Filing of Minor Offenses

Ketchikan

2018	JAN	FEB	MAR	APR	MAY	JUN	JUL	AUG	SEP	OCT	NOV	DEC	TOTAL
All Citations	45	21	45	55	111	108	68	64	19	0	0	0	536
Electronic TraCS	7	4	21	19	32	14	15	4	1	0	0	0	117
Other Electronic Citations	0	0	0	0	0	0	0	0	0	0	0	0	0
% of Electronic Citations	15.6%	19.0%	46.7%	34.5%	28.8%	13.0%	22.1%	6.0%	5.3%	0.0%	0.0%	0.0%	22.0%



Timeliness by Method of Filing

Number of days between the date of offense the the date of filing the citation with the court.

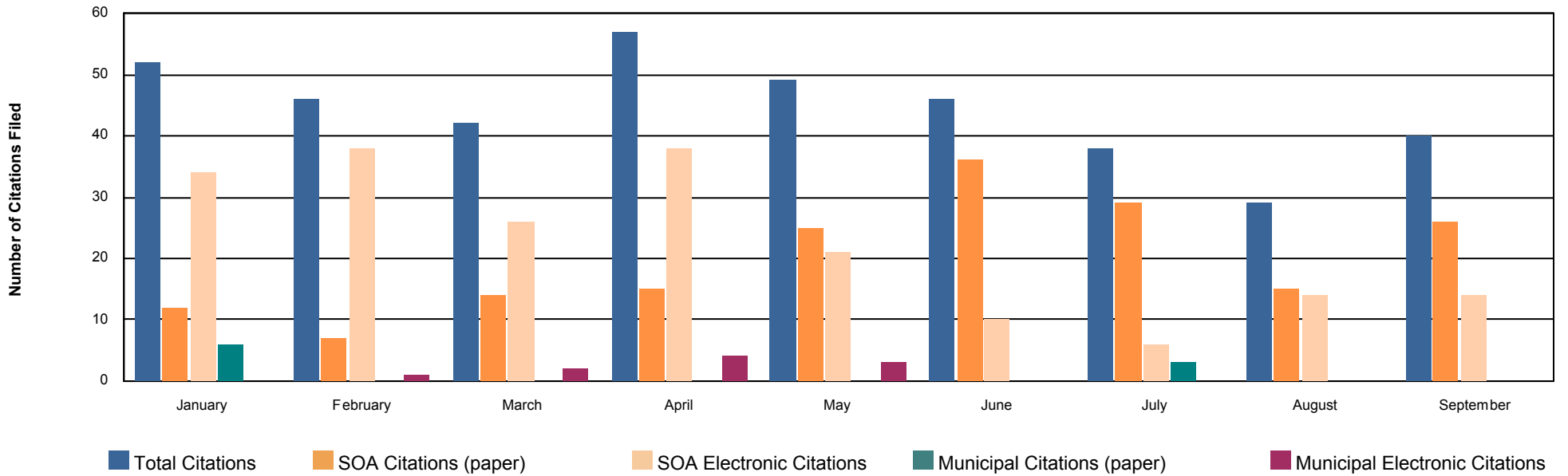
	Day of Service	Within 48 Hours	3 to 10 Days	11 to 30 Days	Over 30 Days	Total
TraCS Citations	45	53	17	1	1	117
Paper Citation/Information/Complaint	4	62	107	34	212	419
Total	49	115	124	35	213	536

End of Report for Ketchikan

Alaska Court System
Electronic Filing of Minor Offenses

Kodiak

2018	JAN	FEB	MAR	APR	MAY	JUN	JUL	AUG	SEP	OCT	NOV	DEC	TOTAL
All Citations	52	46	42	57	49	46	38	29	40	0	0	0	399
Electronic TraCS	34	39	28	42	24	10	6	14	14	0	0	0	211
Other Electronic Citations	0	0	0	0	0	0	0	0	0	0	0	0	0
% of Electronic Citations	65.4%	84.8%	66.7%	73.7%	49.0%	21.7%	15.8%	48.0%	35.0%	0.0%	0.0%	0.0%	53.0%



Timeliness by Method of Filing

Number of days between the date of offense the the date of filing the citation with the court.

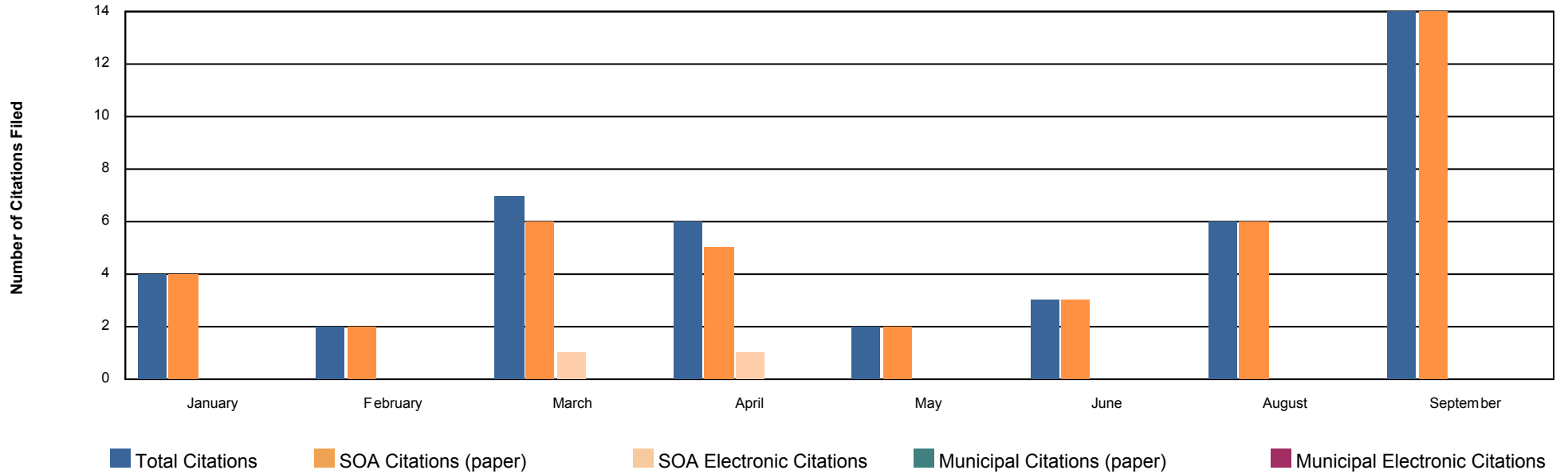
	Day of Service	Within 48 Hours	3 to 10 Days	11 to 30 Days	Over 30 Days	Total
TraCS Citations	148	49	14	0	0	211
Paper Citation/Information/Complaint	4	33	115	25	11	188
Total	152	82	129	25	11	399

End of Report for Kodiak

Alaska Court System
Electronic Filing of Minor Offenses

Kotzebue

2018	JAN	FEB	MAR	APR	MAY	JUN	JUL	AUG	SEP	OCT	NOV	DEC	TOTAL
All Citations	4	2	7	6	2	3	0	6	14	0	0	0	44
Electronic TraCS	0	0	1	1	0	0	0	0	0	0	0	0	2
Other Electronic Citations	0	0	0	0	0	0	0	0	0	0	0	0	0
% of Electronic Citations	0.0%	0.0%	14.3%	16.7%	0.0%	0.0%	0.0%	0.0%	0.0%	0.0%	0.0%	0.0%	5.0%



Timeliness by Method of Filing

Number of days between the date of offense the the date of filing the citation with the court.

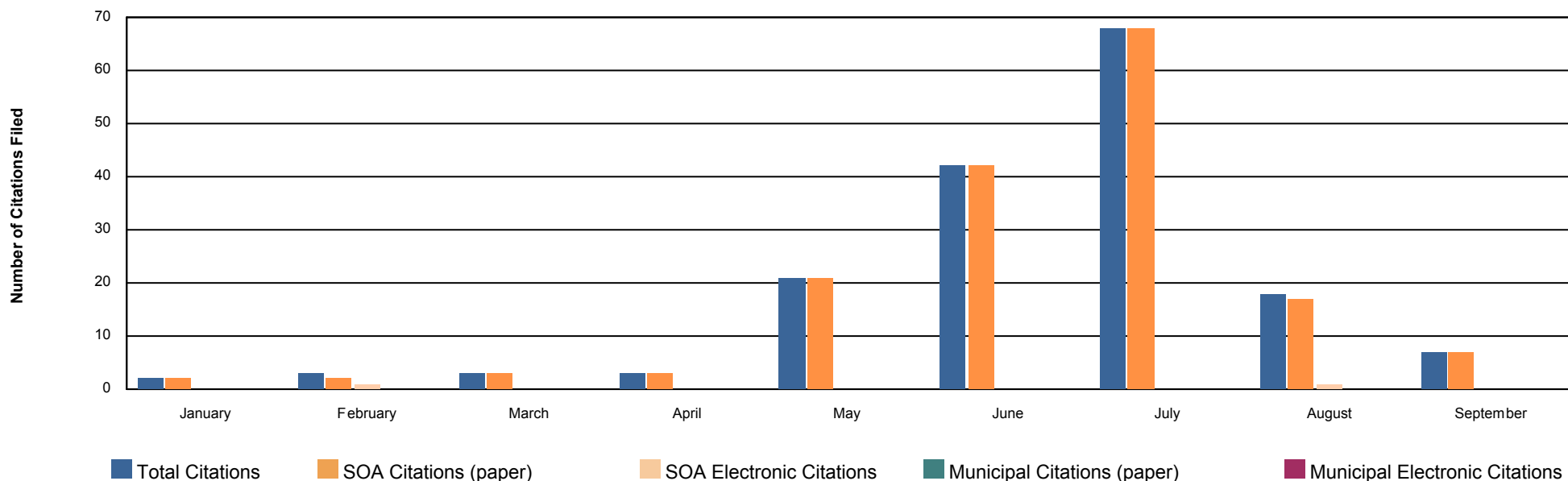
	Day of Service	Within 48 Hours	3 to 10 Days	11 to 30 Days	Over 30 Days	Total
TraCS Citations	2	0	0	0	0	2
Paper Citation/Information/Complaint	3	12	16	10	1	42
Total	5	12	16	10	1	44

End of Report for Kotzebue

Alaska Court System Electronic Filing of Minor Offenses

Naknek

2018	JAN	FEB	MAR	APR	MAY	JUN	JUL	AUG	SEP	OCT	NOV	DEC	TOTAL
All Citations	2	3	3	3	21	42	68	18	7	0	0	0	167
Electronic TraCS	0	1	0	0	0	0	0	1	0	0	0	0	2
Other Electronic Citations	0	0	0	0	0	0	0	0	0	0	0	0	0
% of Electronic Citations	0.0%	33.3%	0.0%	0.0%	0.0%	0.0%	0.0%	6.0%	0.0%	0.0%	0.0%	0.0%	1.0%



Timeliness by Method of Filing

Number of days between the date of offense the the date of filing the citation with the court.

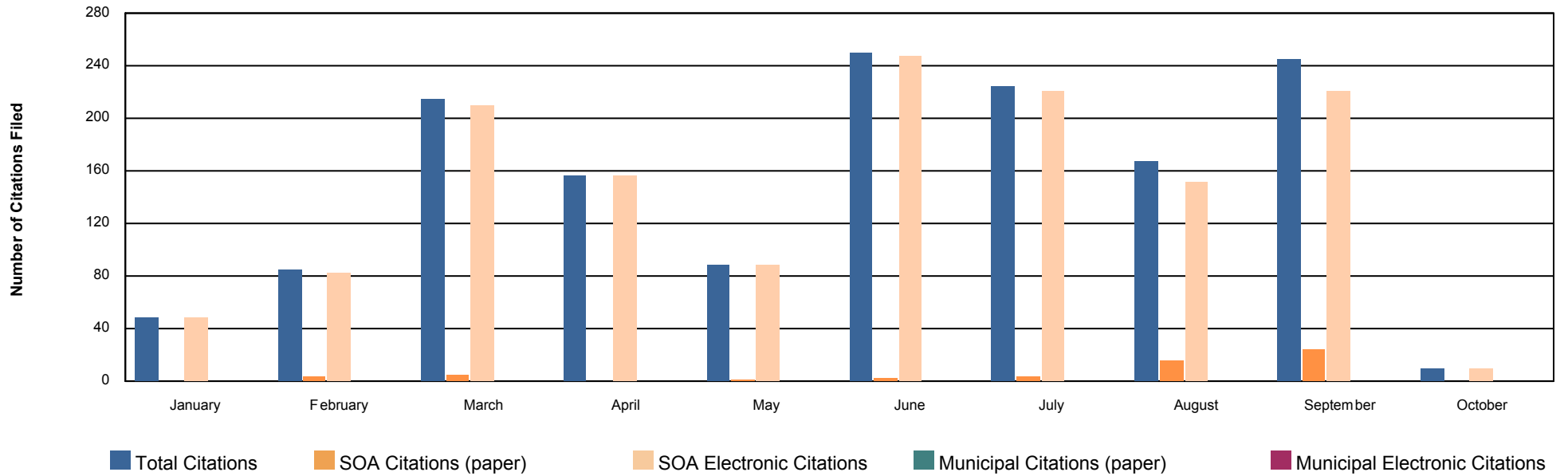
	Day of Service	Within 48 Hours	3 to 10 Days	11 to 30 Days	Over 30 Days	Total
TraCS Citations	1	0	1	0	0	2
Paper Citation/Information/Complaint	10	47	94	7	7	165
Total	11	47	95	7	7	167

End of Report for Naknek

Alaska Court System Electronic Filing of Minor Offenses

Nenana

2018	JAN	FEB	MAR	APR	MAY	JUN	JUL	AUG	SEP	OCT	NOV	DEC	TOTAL
All Citations	48	85	215	156	89	250	225	167	245	10	0	0	1490
Electronic TraCS	48	82	210	156	88	248	221	151	221	10	0	0	1435
Other Electronic Citations	0	0	0	0	0	0	0	0	0	0	0	0	0
% of Electronic Citations	100.0%	96.5%	97.7%	100.0%	98.9%	99.2%	98.2%	90.0%	90.2%	100.0%	0.0%	0.0%	96.0%



Timeliness by Method of Filing

Number of days between the date of offense the the date of filing the citation with the court.

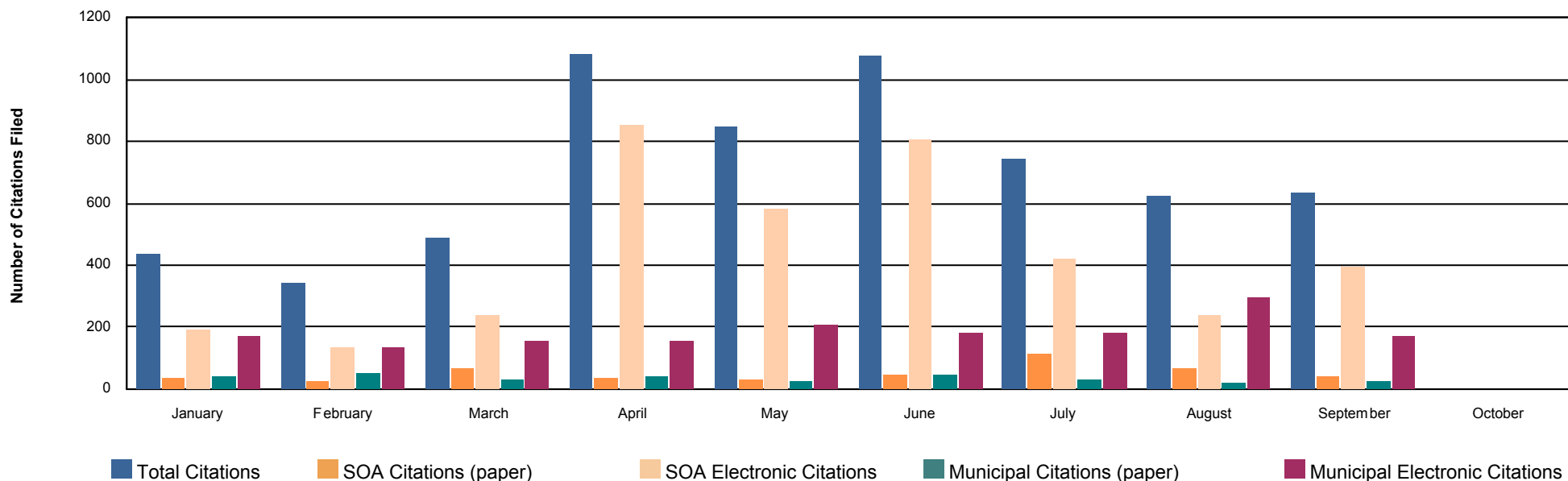
	Day of Service	Within 48 Hours	3 to 10 Days	11 to 30 Days	Over 30 Days	Total
TraCS Citations	608	751	71	4	1	1,435
Paper Citation/Information/Complaint	0	12	31	6	6	55
Total	608	763	102	10	7	1,490

End of Report for Nenana

Alaska Court System Electronic Filing of Minor Offenses

Palmer

2018	JAN	FEB	MAR	APR	MAY	JUN	JUL	AUG	SEP	OCT	NOV	DEC	TOTAL
All Citations	436	342	488	1081	847	1078	743	621	632	0	0	0	6268
Electronic TraCS	359	267	392	1006	789	988	598	531	566	0	0	0	5496
Other Electronic Citations	0	0	0	0	0	0	0	0	0	0	0	0	0
% of Electronic Citations	82.3%	78.1%	80.3%	93.1%	93.2%	91.7%	80.5%	86.0%	89.6%	0.0%	0.0%	0.0%	88.0%



Timeliness by Method of Filing

Number of days between the date of offense the the date of filing the citation with the court.

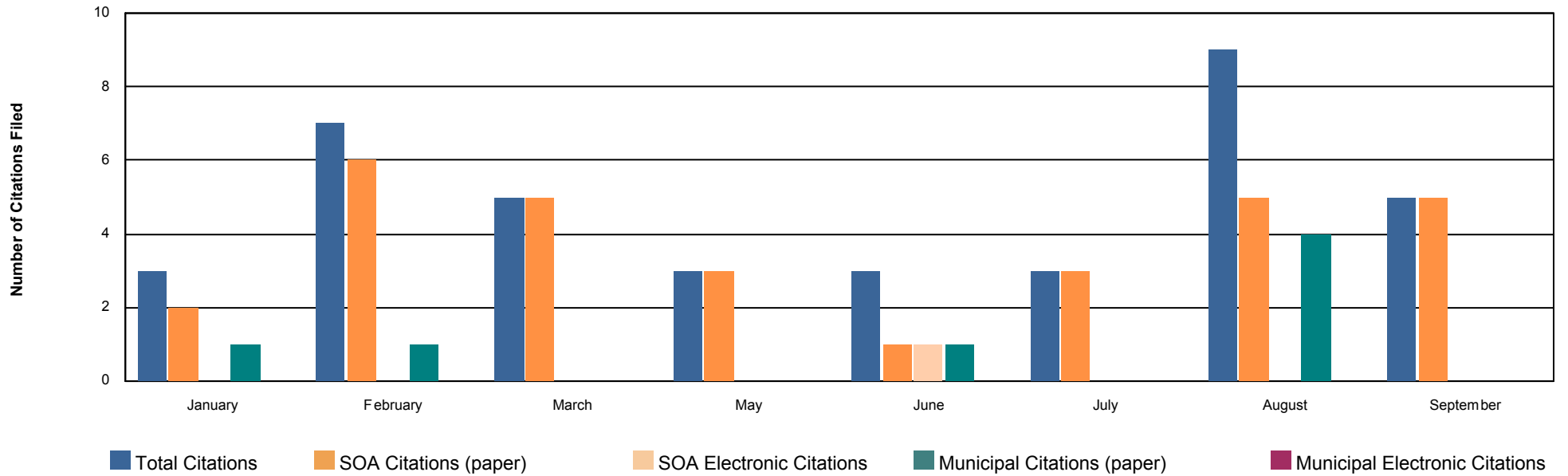
	Day of Service	Within 48 Hours	3 to 10 Days	11 to 30 Days	Over 30 Days	Total
TraCS Citations	2,916	2,000	483	74	23	5,496
Paper Citation/Information/Complaint	10	103	431	182	46	772
Total	2,926	2,103	914	256	69	6,268

End of Report for Palmer

Alaska Court System Electronic Filing of Minor Offenses

Petersburg

2018	JAN	FEB	MAR	APR	MAY	JUN	JUL	AUG	SEP	OCT	NOV	DEC	TOTAL
All Citations	3	7	5	0	3	3	3	9	5	0	0	0	38
Electronic TraCS	0	0	0	0	0	1	0	0	0	0	0	0	1
Other Electronic Citations	0	0	0	0	0	0	0	0	0	0	0	0	0
% of Electronic Citations	0.0%	0.0%	0.0%	0.0%	0.0%	33.3%	0.0%	0.0%	0.0%	0.0%	0.0%	0.0%	3.0%



Timeliness by Method of Filing

Number of days between the date of offense the the date of filing the citation with the court.

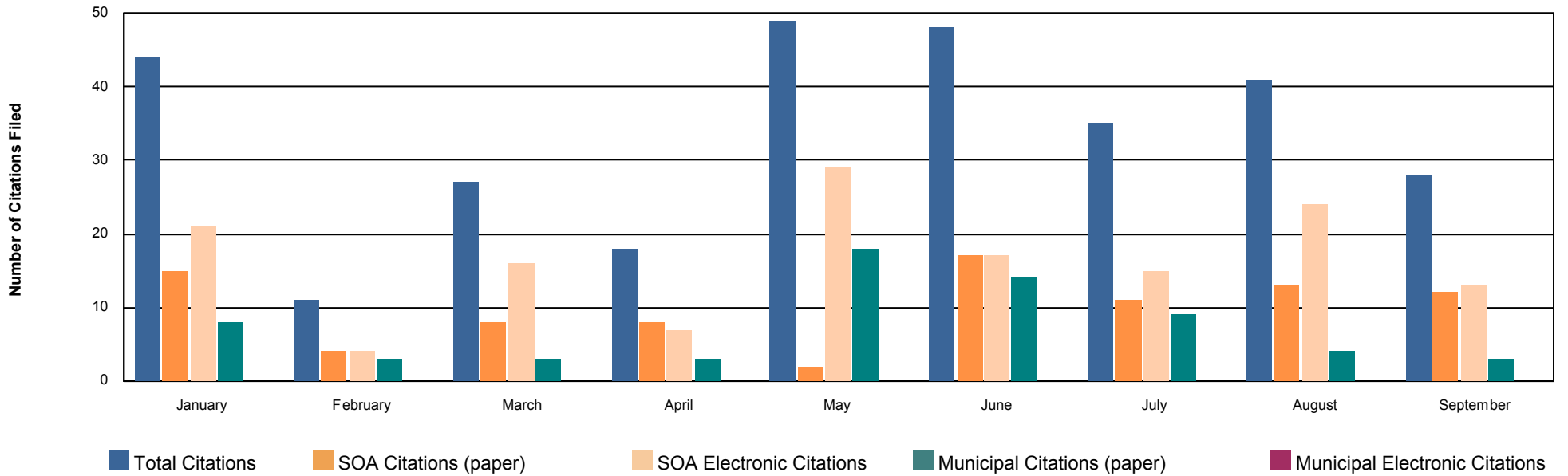
	Day of Service	Within 48 Hours	3 to 10 Days	11 to 30 Days	Over 30 Days	Total
TraCS Citations	0	0	0	1	0	1
Paper Citation/Information/Complaint	2	7	13	1	14	37
Total	2	7	13	2	14	38

End of Report for Petersburg

Alaska Court System
Electronic Filing of Minor Offenses

Prince of Wales

2018	JAN	FEB	MAR	APR	MAY	JUN	JUL	AUG	SEP	OCT	NOV	DEC	TOTAL
All Citations	44	11	27	18	49	48	35	41	28	0	0	0	301
Electronic TraCS	21	4	16	7	29	17	15	24	13	0	0	0	146
Other Electronic Citations	0	0	0	0	0	0	0	0	0	0	0	0	0
% of Electronic Citations	47.7%	36.4%	59.3%	38.9%	59.2%	35.4%	42.9%	59.0%	46.4%	0.0%	0.0%	0.0%	49.0%



Timeliness by Method of Filing

Number of days between the date of offense the the date of filing the citation with the court.

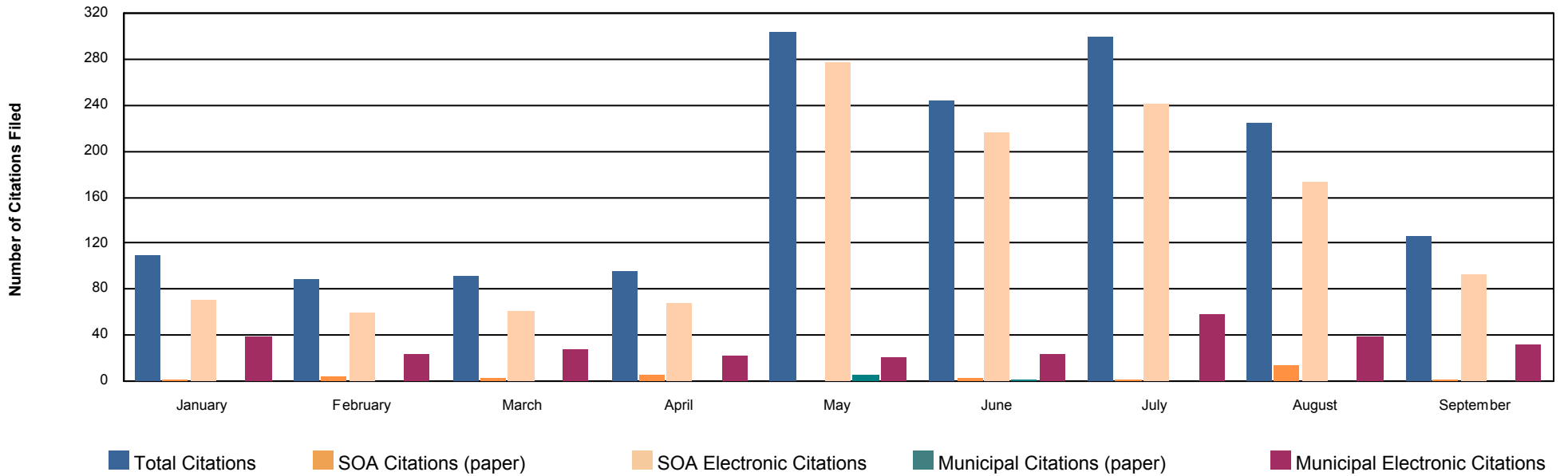
	Day of Service	Within 48 Hours	3 to 10 Days	11 to 30 Days	Over 30 Days	Total
TraCS Citations	94	37	15	0	0	146
Paper Citation/Information/Complaint	6	35	52	13	49	155
Total	100	72	67	13	49	301

End of Report for Prince of Wales

Alaska Court System Electronic Filing of Minor Offenses

Seward

2018	JAN	FEB	MAR	APR	MAY	JUN	JUL	AUG	SEP	OCT	NOV	DEC	TOTAL
All Citations	110	88	91	95	303	244	300	224	126	0	0	0	1581
Electronic TraCS	109	84	89	90	298	240	299	211	125	0	0	0	1545
Other Electronic Citations	0	0	0	0	0	0	0	0	0	0	0	0	0
% of Electronic Citations	99.1%	95.5%	97.8%	94.7%	98.3%	98.4%	99.7%	94.0%	99.2%	0.0%	0.0%	0.0%	98.0%



Timeliness by Method of Filing

Number of days between the date of offense the the date of filing the citation with the court.

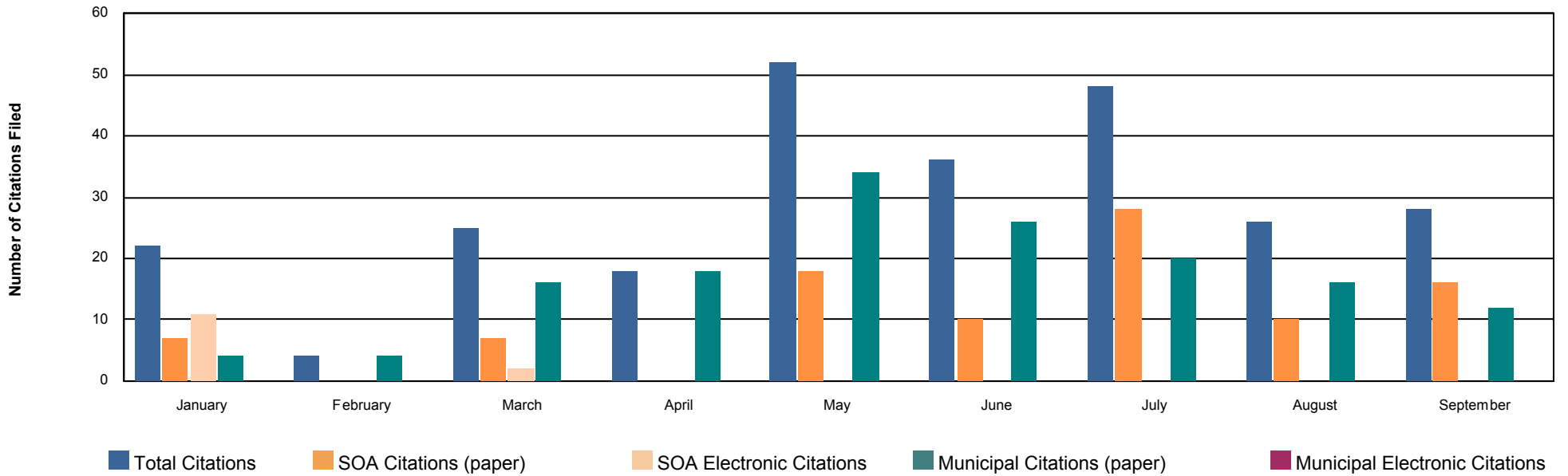
	Day of Service	Within 48 Hours	3 to 10 Days	11 to 30 Days	Over 30 Days	Total
TraCS Citations	1,002	426	105	9	3	1,545
Paper Citation/Information/Complaint	6	9	15	3	3	36
Total	1,008	435	120	12	6	1,581

End of Report for Seward

Alaska Court System Electronic Filing of Minor Offenses

Sitka

2018	JAN	FEB	MAR	APR	MAY	JUN	JUL	AUG	SEP	OCT	NOV	DEC	TOTAL
All Citations	22	4	25	18	52	36	48	26	28	0	0	0	259
Electronic TraCS	11	0	2	0	0	0	0	0	0	0	0	0	13
Other Electronic Citations	0	0	0	0	0	0	0	0	0	0	0	0	0
% of Electronic Citations	50.0%	0.0%	8.0%	0.0%	0.0%	0.0%	0.0%	0.0%	0.0%	0.0%	0.0%	0.0%	5.0%



Timeliness by Method of Filing

Number of days between the date of offense the the date of filing the citation with the court.

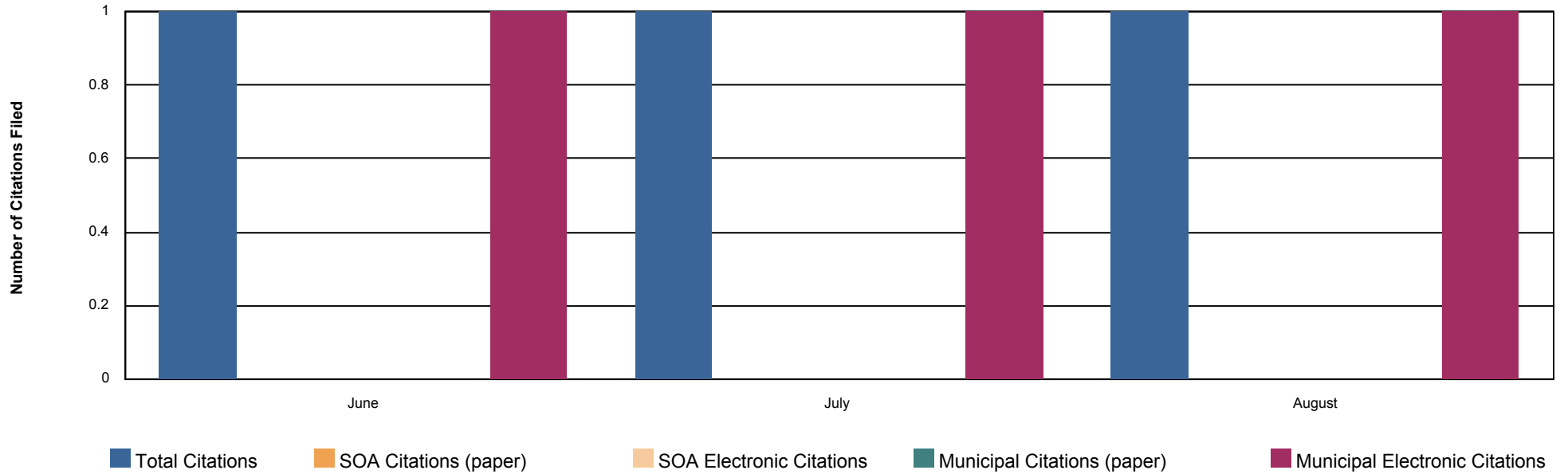
	Day of Service	Within 48 Hours	3 to 10 Days	11 to 30 Days	Over 30 Days	Total
TraCS Citations	2	0	11	0	0	13
Paper Citation/Information/Complaint	3	33	87	31	92	246
Total	5	33	98	31	92	259

End of Report for Sitka

Alaska Court System Electronic Filing of Minor Offenses

Skagway

2018	JAN	FEB	MAR	APR	MAY	JUN	JUL	AUG	SEP	OCT	NOV	DEC	TOTAL
All Citations	0	0	0	0	0	1	1	1	0	0	0	0	3
Electronic TraCS	0	0	0	0	0	1	1	1	0	0	0	0	3
Other Electronic Citations	0	0	0	0	0	0	0	0	0	0	0	0	0
% of Electronic Citations	0.0%	0.0%	0.0%	0.0%	0.0%	100.0%	100.0%	100.0%	0.0%	0.0%	0.0%	0.0%	100.0%



Timeliness by Method of Filing

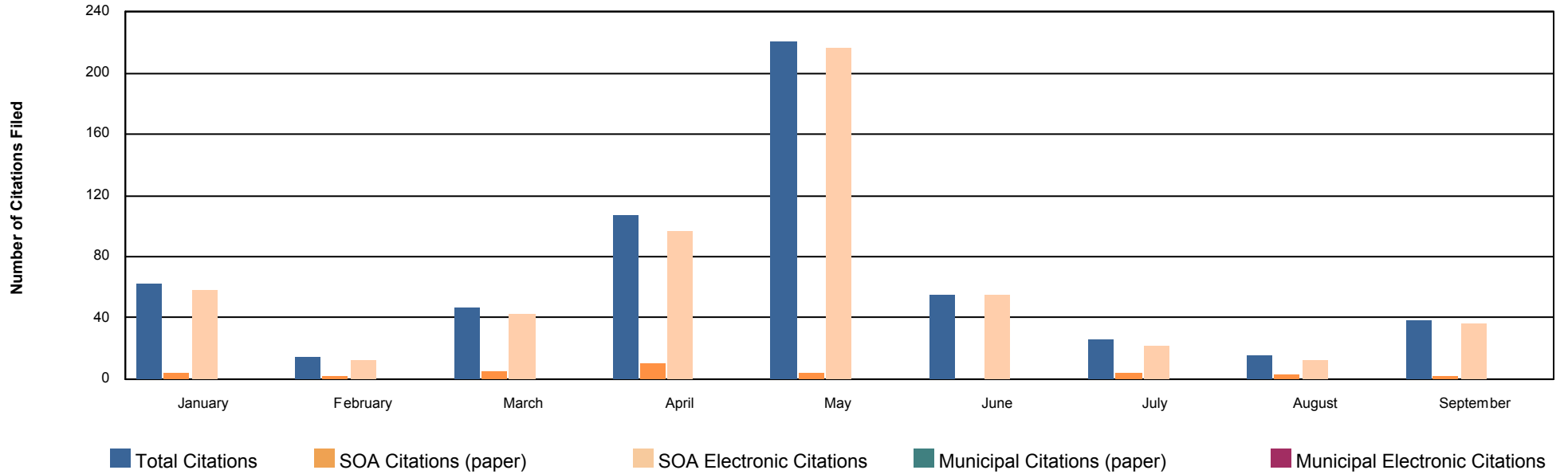
Number of days between the date of offense the the date of filing the citation with the court.

	Day of Service	Total
TraCS Citations	3	3
Total	3	3

End of Report for Skagway

Alaska Court System Electronic Filing of Minor Offenses

Tok													
2018	JAN	FEB	MAR	APR	MAY	JUN	JUL	AUG	SEP	OCT	NOV	DEC	TOTAL
All Citations	62	14	47	107	220	55	26	15	38	0	0	0	584
Electronic TraCS	58	12	42	97	216	55	22	12	36	0	0	0	550
Other Electronic Citations	0	0	0	0	0	0	0	0	0	0	0	0	0
% of Electronic Citations	93.5%	85.7%	89.4%	90.7%	98.2%	100.0%	84.6%	80.0%	94.7%	0.0%	0.0%	0.0%	94.0%



Timeliness by Method of Filing

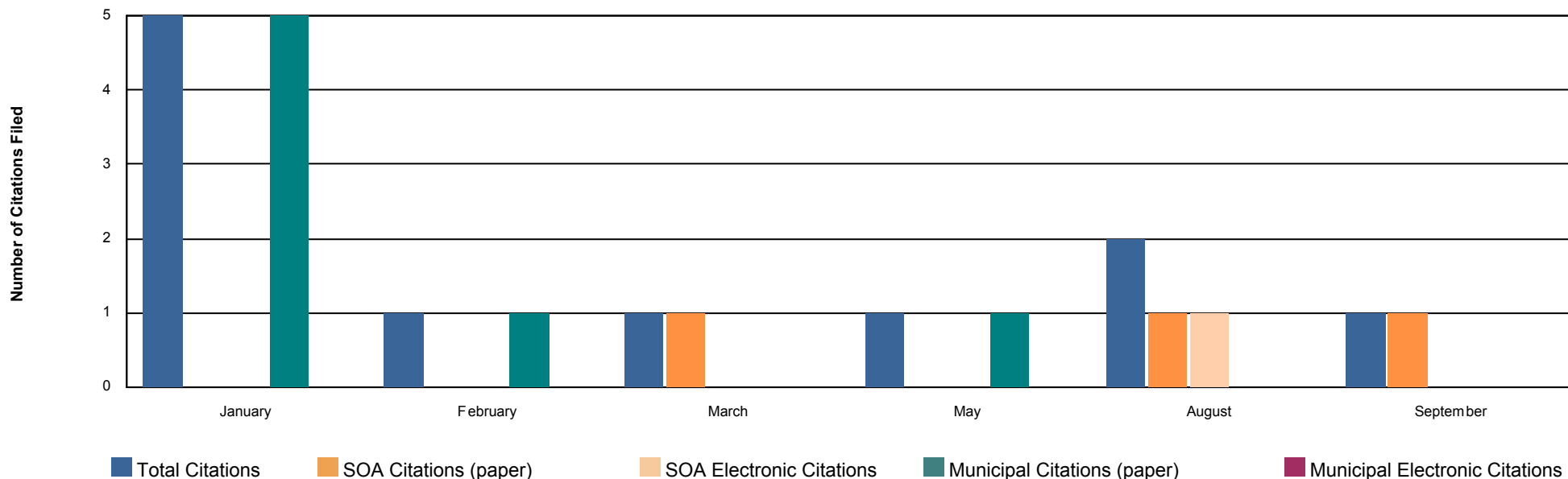
Number of days between the date of offense the the date of filing the citation with the court.

	Day of Service	Within 48 Hours	3 to 10 Days	11 to 30 Days	Over 30 Days	Total
TraCS Citations	278	259	11	2	0	550
Paper Citation/Information/Complaint	1	6	19	3	5	34
Total	279	265	30	5	5	584

End of Report for Tok

Alaska Court System Electronic Filing of Minor Offenses

Unalakleet													
2018	JAN	FEB	MAR	APR	MAY	JUN	JUL	AUG	SEP	OCT	NOV	DEC	TOTAL
All Citations	5	1	1	0	1	0	0	2	1	0	0	0	11
Electronic TraCS	0	0	0	0	0	0	0	1	0	0	0	0	1
Other Electronic Citations	0	0	0	0	0	0	0	0	0	0	0	0	0
% of Electronic Citations	0.0%	0.0%	0.0%	0.0%	0.0%	0.0%	0.0%	50.0%	0.0%	0.0%	0.0%	0.0%	9.0%



Timeliness by Method of Filing

Number of days between the date of offense the the date of filing the citation with the court.

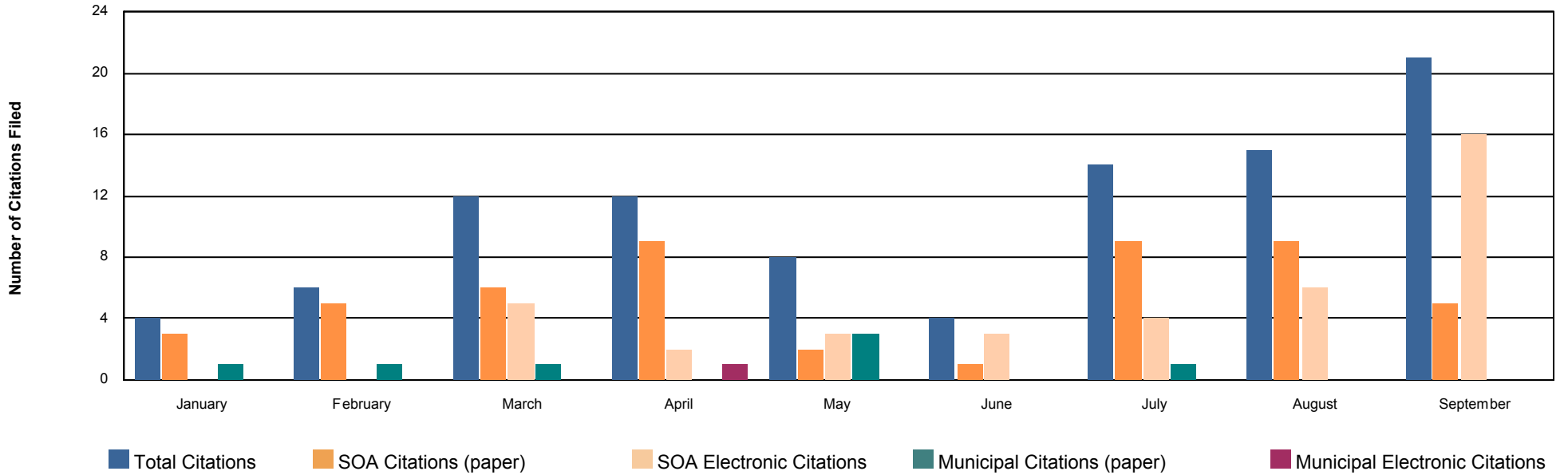
	Day of Service	Within 48 Hours	3 to 10 Days	11 to 30 Days	Total
TraCS Citations	1	0	0	0	1
Paper Citation/Information/Complaint	0	1	8	1	10
Total	1	1	8	1	11

End of Report for Unalakleet

Alaska Court System
Electronic Filing of Minor Offenses

Utqiagvik

2018	JAN	FEB	MAR	APR	MAY	JUN	JUL	AUG	SEP	OCT	NOV	DEC	TOTAL
All Citations	4	6	12	12	8	4	14	15	21	0	0	0	96
Electronic TraCS	0	0	5	3	3	3	4	6	16	0	0	0	40
Other Electronic Citations	0	0	0	0	0	0	0	0	0	0	0	0	0
% of Electronic Citations	0.0%	0.0%	41.7%	25.0%	37.5%	75.0%	28.6%	40.0%	76.2%	0.0%	0.0%	0.0%	42.0%



Timeliness by Method of Filing

Number of days between the date of offense the the date of filing the citation with the court.

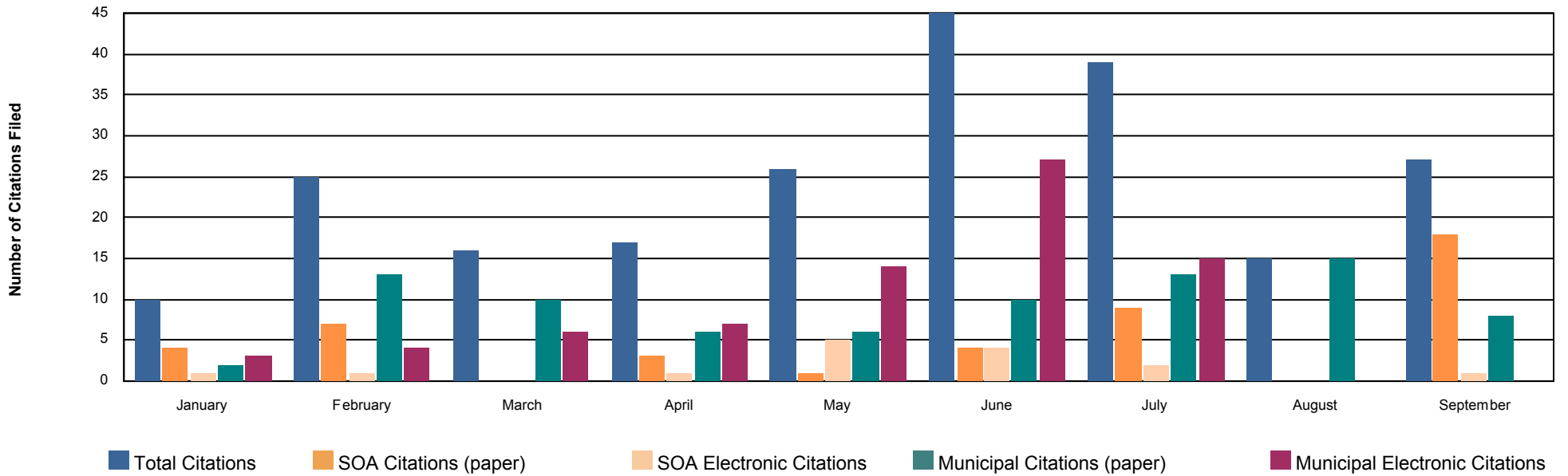
	Day of Service	Within 48 Hours	3 to 10 Days	11 to 30 Days	Over 30 Days	Total
TraCS Citations	36	1	0	3	0	40
Paper Citation/Information/Complaint	2	14	29	9	2	56
Total	38	15	29	12	2	96

End of Report for Utqiagvik

Alaska Court System Electronic Filing of Minor Offenses

Valdez

2018	JAN	FEB	MAR	APR	MAY	JUN	JUL	AUG	SEP	OCT	NOV	DEC	TOTAL
All Citations	10	25	16	17	26	45	39	15	27	0	0	0	220
Electronic TraCS	4	5	6	8	19	31	17	0	1	0	0	0	91
Other Electronic Citations	0	0	0	0	0	0	0	0	0	0	0	0	0
% of Electronic Citations	40.0%	20.0%	37.5%	47.1%	73.1%	68.9%	43.6%	0.0%	3.7%	0.0%	0.0%	0.0%	41.0%



Timeliness by Method of Filing

Number of days between the date of offense the the date of filing the citation with the court.

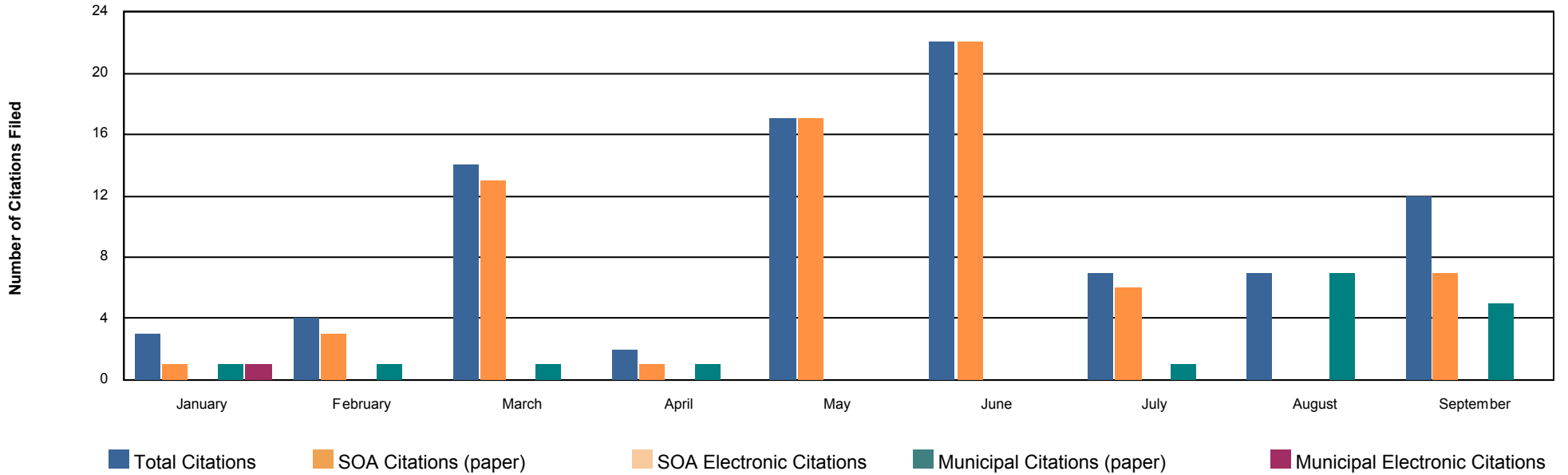
	Day of Service	Within 48 Hours	3 to 10 Days	11 to 30 Days	Over 30 Days	Total
TraCS Citations	72	15	3	1	0	91
Paper Citation/Information/Complaint	3	41	51	29	5	129
Total	75	56	54	30	5	220

End of Report for Valdez

Alaska Court System
Electronic Filing of Minor Offenses

Wrangell

2018	JAN	FEB	MAR	APR	MAY	JUN	JUL	AUG	SEP	OCT	NOV	DEC	TOTAL
All Citations	3	4	14	2	17	22	7	7	12	0	0	0	88
Electronic TraCS	1	0	0	0	0	0	0	0	0	0	0	0	1
Other Electronic Citations	0	0	0	0	0	0	0	0	0	0	0	0	0
% of Electronic Citations	33.3%	0.0%	0.0%	0.0%	0.0%	0.0%	0.0%	0.0%	0.0%	0.0%	0.0%	0.0%	1.0%



Timeliness by Method of Filing

Number of days between the date of offense the the date of filing the citation with the court.

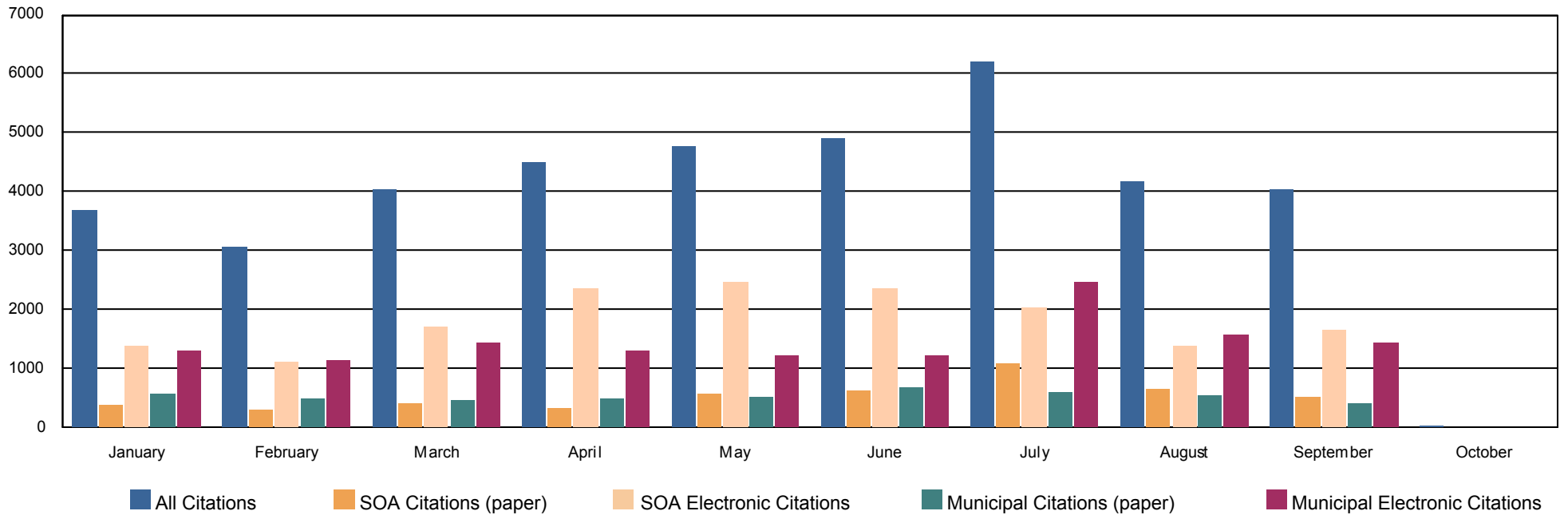
	Day of Service	Within 48 Hours	3 to 10 Days	11 to 30 Days	Over 30 Days	Total
TraCS Citations	0	1	0	0	0	1
Paper Citation/Information/Complaint	2	36	21	7	21	87
Total	2	37	21	7	21	88

End of Report for Wrangell

Alaska Court System Electronic Filing of Minor Offenses

Total for All Courts Using eCitations

2018	JAN	FEB	MAR	APR	MAY	JUN	JUL	AUG	SEP	OCT	NOV	DEC	TOTAL
All Citations	3675	3069	4027	4511	4778	4898	6214	4177	4030	23	0	0	39402
Electronic TraCs	1752	1382	2135	2774	3042	2747	2409	1913	2018	10	0	0	20182
Other Electronic Citations	942	883	1007	896	657	831	2107	1058	1079	13	0	0	9473
% of Electronic Citations	73.3%	73.8%	78.0%	81.4%	77.4%	73.1%	72.7%	71.1%	76.8%	100.0%	0.0%	0.0%	75.3%



Timeliness

Number of days between the date of offense the the date of filing the citation with the court.

	Day of Service	Within 48 Hours	3 to 10 Days	11 to 30 Days	Over 30 Days	Total
TraCs Citations	12,550	6,080	1,312	178	62	20,182
APD Electronic Default Judgments	0	0	0	0	9,361	9,361
Paper Citation/Information/Complaint	177	1,673	4,171	1,845	1,993	9,859
Total	12,727	7,753	5,483	2,023	11,416	39,402

Alaska Court System
Electronic Filing of Minor Offenses

Electronic Implementation Schedule

Filing Agency	Court Location	Date eFile Began
AST	Kenai	April 29, 2011
AST	Homer	July 16, 2011
AST	Seward, St. Paul	July 30, 2011
AST	Palmer	August 04, 2011
AST	Anchorage	August 22, 2011
AST	Cordova, Glennallen, Sand Point, Valdez	September 03, 2011
AST	Delta Junction, Fairbanks, Nenana, Tok	September 17, 2011
Soldotna Police Department	Kenai	October 15, 2011
Palmer Police Department	Palmer	December 03, 2011
Homer Police Department	Homer	February 16, 2012
Anchorage Police Department	Anchorage	August 27, 2012
Valdez Police Department	Valdez	October 04, 2012
Skagway Police Department	Skagway	January 17, 2013
Kodiak Police Department	Kodiak	February 13, 2013
AST	Angoon, Haines, Hoonah, Juneau, Kake, Ketchikan, Petersburg, Prince of Wales (Craig), Sitka, Skagway, Wrangell, Yakutat	February 20, 2013
North Slope Borough Police Department	Barrow	September 05, 2013
UAA Police Department	Anchorage Campus	September 25, 2013
Juneau Police Department	Juneau	October 10, 2013
Wasilla Police Department	Wasilla	December 05, 2013
University of Alaska, Fairbanks	Fairbanks	April 10, 2014
Seward Police Department	Seward	January 06, 2016
Kotzebue Police Department	Kotzebue	February 17, 2016
AST	Aniak, Bethel, Emmonak, Ft. Yukon, Galena, Hooper Bay, Nome, Sand Point, Unalakleet	December 14, 2016
Sand Point Police Department	Homer	March 08, 2017
Yakutat Department of Public Safety	Yakutat	August 28, 2018

End of Report